


CONTRACT

Enjoy Work Enjoy Life

WEspace
Concept

grado



CONTENTS

CHAIR

Every Chair Series	P6-17
Bunny Chair Series	P18-23
Dash Chair Series	P24-29
Lord Chair Series	P30-43
Hug Chair Series	P44-51
Wings Chair Series	P52-57
Stilo Chair Series	P58-63
Fungo Chair Series	P144
Beatles Lounge Chair	P64-67
Sketch Chair Series	P72-75
Bend Chair	P76-79

SOFA

Fatty Sofa	P88-95
Mart Sofa	P96-105
Luna Sofa	P106-111
Dada Sofa	P112-115
Cover Sofa	P116-119
Buddha Sofa	P128-131
Ottomap	P132-135
Fungo Pouf	P136-141
Lotus Pouf	P146-153
Modo S	P156-159
Modo Sofa Series	P160-165

TABLE

Dada Table	P166-173
Flux Table	P174-181
Ray Table	P182-187
Nougat Table	P188-191
Cross Table	P198-201
Lotus Side Table	P154
Lotus Coffee Table	P155
Dada Coffee Table	P173
Fungo Coffee Table	P143

CABINET

Lin Cabinet	P202-207
-------------	----------

ACCESSORIES

Face Stool	P208-211
Koi Screen	P212-213
Mood Screen	P214-217
Two Halves Mirror	P218-221

COLOR SWATCH

P222-229



EVERY CHAIR SERIES

design by Micky Wang & Alex Chai



Micky and Alex designed the Every Chair for the purpose of paying their respects. Every Chair---a chair combines a strong sense of history with modern elements, is just popular.






Every Chair embodies the minimalist aesthetics, where the space design emphasizes on extreme leisure and comfort. Besides, its folding design makes people feel that this plastic chair is not bulky and it also matches the slender steel foot.



SHELL-COLOR OPTIONS




MADE-TO-ORDER

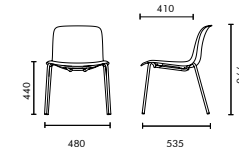
Non-standard upholster shell are made-to-order. The chairs can be upholstered in blow list options. See more detail overview the color swatch at the end of book.

Camira Blazer
Gabriel Medley
OTE Lido
OTE Sunday

BASE-COLOR OPTIONS



IN-STOCK OPTIONS



NAME

Every Chair / Base

TYPE

EVE-CH-01
EVE-CH-01U(Uphostery)

DIMENSIONS

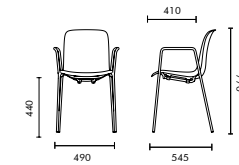
W480 D535 H770

MATERIAL

Shell material PP (polypropylene)/
Base is $\varnothing 16\text{mm} \times 2\text{mmT}$ steel tube.

PROCESS

Steel frame surface treatment: powder
epoxy polyester powder coating/ The
shell is upholstered



NAME

Every Chair / With arm

TYPE

EVE-CH-02
EVE-CH-02U(Uphostery)

DIMENSIONS

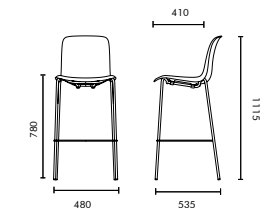
W490 D545 H770

MATERIAL

Shell material PP (polypropylene)/
Base is $\varnothing 16\text{mm} \times 2\text{mmT}$ steel tube.

PROCESS

Steel frame surface treatment: powder
epoxy polyester powder coating/ The
shell is upholstered



NAME

Every Barstool / Steel tube

TYPE

EVE-CH-03
EVE-CH-03U (Uphostery)

DIMENSIONS

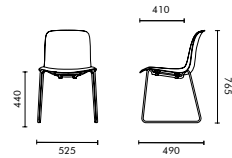
W480 D535 H1115

MATERIAL

Shell material PP (polypropylene)/
Base is $\varnothing 16\text{mm} \times 2\text{mmT}$ steel tube.

PROCESS

Steel frame surface treatment: powder
epoxy polyester powder coating/ The shell
is upholstered



NAME

Every Chair /sled

TYPE

EVE-CH-04

EVE-CH-04U (Uphostery)

DIMENSIONS

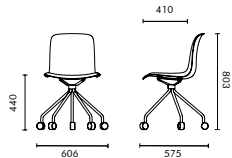
W525 D490 H765

MATERIAL

Shell material PP (polypropylene)/ Aluminum
classis/ Base is $\varnothing 12\text{mm}$ T steel rod.

PROCESS

Steel frame surface treatment is powder
epoxy polyester powder coating/ Soft back
cover with sponge and fabric



NAME

Every Chair / Steel tube 5 ways

TYPE

EVE-CH-05

EVE-CH-05U (Uphostery)

DIMENSIONS

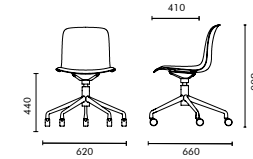
W606 D575 H803

MATERIAL

Shell material PP (polypropylene)/Aluminum
classis/ Hollow round steel rod base / \varnothing
60mm plastic wheel

PROCESS

Steel frame surface treatment: powder
epoxy polyester powder coating/ Soft back
cover with sponge and fabric



NAME

Every Chair / Aluminum 5 ways

TYPE

EVE-CH-08

EVE-CH-08U (Uphostery)

DIMENSIONS

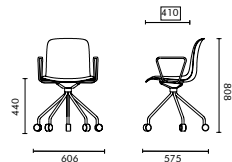
W620 D660 H800

MATERIAL

Body material PP (polypropylene)/ Aluminum
classis / Aluminum alloy base / \varnothing 60mm plastic
wheel

PROCESS

The shell is upholstered / Base lumium
polishing.



NAME

Every Chair / Steel tube 5 ways with arm

TYPE

EVE-CH-06

EVE-CH-06U/ (Uphostery)

DIMENSIONS

W606 D575 H808

MATERIAL

Shell material PP (polypropylene)/Aluminum
classis/ Hollow round steel rod base / \varnothing
60mm plastic wheel

PROCESS

Steel frame surface treatment is powder
epoxy polyester powder coating/ Soft back
cover with sponge and fabric

BUNNY CHAIR

design by Wendy Liu & Alex Chai



In order to meet the quality standard and ensure that people sit in comfort, we apply the cold inject foaming technique to the car seats. It makes its shape look rather durable. About the supporting part and the seat surface, we use different molds to improve comfort and durability. We believe that the Bunny Chair not only expresses a furnishing concept but also shows our serious towards life. It combines the modern sense and multifunctional usage. And it can meet almost all the needs of family and interior design.



The Bunny Lounge Chair breaks the limitation of the space. It is an ideal choice for public areas such as lobbies, libraries, banks, museums and so on. It can also be an embellishment put beside the sofa. This is a produce that makes you enjoy the beauty of 'slow life'.



SHELL-COLOR OPTIONS



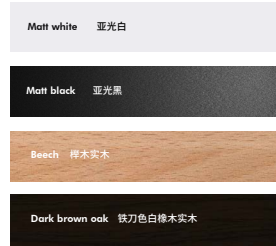
MADE-TO-ORDER

Non-standard upholster shell are made-to-order. The chairs can be upholstered in blow list options. See more detail overview the color swatch at the end of book.

Kvadrat Clara2
Kvadrat San
Camira Blazer
Gabriel Medley
Gabriel Fighter
Gabriel Sadley
OTE Lido
OTE Sunday

Mastratto Leather
PU Leather
JMT Milano
JMT Balmoral

BASE-COLOR OPTIONS



IN STOCK OPTIONS



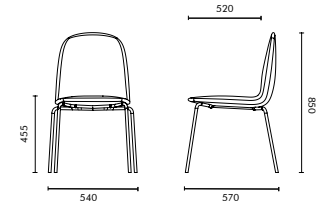
Shell: GM60167 / GM60004 / Sunday10 / PL-07
Base: Matt White



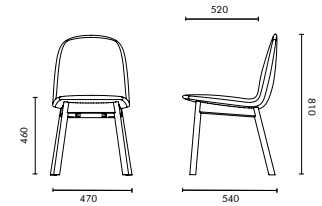
Shell: GM60167 / GM60004 / Sunday10 / PL-07
Base: Beech



Shell: GM60167 / GM60004 / Sunday10 / PL-07
Base: Dark brown oak



NAME
Bunny Chair 2.0
TYPE
BUN-CH-06
SIZE
W540 D570 H850
MATERIAL
Shell consist of steel frame and PU mold foam / Base is made of $\phi 16\text{mm} \times 2\text{mmT}$ steel tube.
PROCESS
The shell is upholstered / Base is electrostatic powder spraying



NAME
Bunny Chair / Wooden Base
TYPE
BUN-CH-06-SW02 (Beech)
BUN-CH-06-SW08 (Dark brown oak)
SIZE
W470 D540 H810
MATERIAL
Shell consist of steel frame and PU mold foam / Base is made of beech wood or oak wood.
PROCESS
The shell is upholstered / Base is PU painting.

DASH SERIES

design by Stefano Campioni




Dash Chair, as the name suggests, gives people a strong sense of lines. When you put it under the sun, you will see the sunshine shines through the back of the chair. At that moment, you'll be full of courage because of the spirit of surviving in the cracks. Besides, Stefano Campioni, who designed the Dash Chair in 2014, thinks that the word "dash" looks like "ash". He believes a real phoenix must have raised from ash, so as a real man/woman. By this faith, the Dash Chair conveys wish and hope to this tough world.



The hollow out structure not only makes the back of Dash Chair a hollow effect in order to make the chair more beautiful, but also strengthens the chair's toughness so as to make it more durable and comfortable. There are four types of Dash Chair being chosen: with or without armrests, swivel and bar stool. Its various styles make it available for many places, such as offices, meeting rooms, houses and so on.



SHELL-COLOR OPTIONS



BASE-COLOR OPTIONS



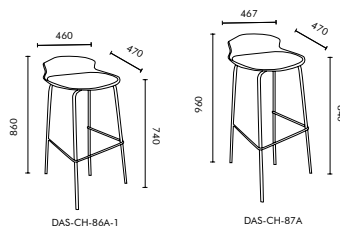
MADE-TO-ORDER

No options of Dash series are made-to-order.

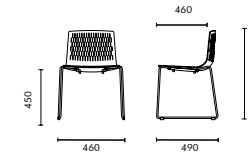
IN STOCK OPTIONS



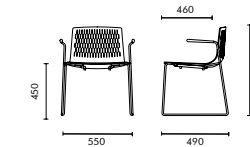
Dash Barstool
Shell: Black
Base: Matt Black



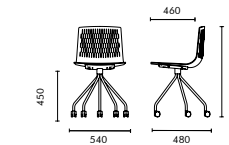
NAME
Dash Barstool
TYPE
DAS-CH-86A-1
DAS-CH-87A
SIZE
W460 D470 H860 (86A-1)
W467 D470 H960 (87A)
MATERIAL
Shell is made of PP / Base is made of $\varnothing 16\text{mm} \times 1.5\text{mm}$ steel tube.
PROCESS
Base is electrostatic powder spraying



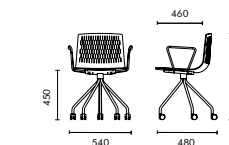
NAME
Dash Chair / sled
TYPE
DAS-CH-04B-1
SIZE
W460 D490 H770
MATERIAL
Shell is made by PP / Base is made by $\varnothing 12\text{mm}$ steel rod.
PROCESS
Base is steel polishing.



NAME
Dash Chair / sled with arm
TYPE
DAS-CH-04B
SIZE
W550 D490 H770
MATERIAL
Shell is made of PP / Base is made of 12mm round steel.
PROCESS
Base is steel polishing.



NAME
Dash Office Chair / Without arm
TYPE
DAS-CH-04-1
SIZE
W540 D480 H760
MATERIAL
Shell is made of PP / Base is made of $\varnothing 19\text{mm}$ thickness 1.6mm steel tube.
PROCESS
Steel frame surface treatment is powder epoxy polyester powder coating



NAME
Dash Office Chair / With arm
TYPE
DAS-CH-04
SIZE
W540 D480 H780
MATERIAL
Shell is made by PP / Arm is made of $\varnothing 12\text{mm}$ steel rod / Base is made of $\varnothing 19\text{mm}$ thickness 1.6mm steel tube.
PROCESS
Steel frame surface treatment is powder epoxy polyester powder coating

LORD SERIES

design by Wendy Liu & Alex Chai



The Lord Chair is associated with shells in the sea: In legends, when the mermaid feels tired, she will sit on it and takes a rest, comfortable and light-hearted. With the inspiration of that, Wendy and Alex design the Lord Chair. It looks interesting and attractive, just like a shell who opens its mouth.



The Lord Office Chair is designed for users who have a long time to work in the office. Its design is elegant and graceful. Polished aluminum legs also enhance the beauty of the chair. It can also decrease people's fatigue and makes people feel comfortable.





Lord Chair can be used in various places, such as offices, restaurants and so on. Of course, the application of different fabrics and colors makes its usage more extensive. It can also be used in the reception, the leisure space and the public area.



SEAT-SURFACE-COLOR OPTIONS

Mastrotto Leather ML-05

BACK-SURFACE-COLOR OPTIONS

PU Leather PL-03

MADE-TO-ORDER

Non-standard upholstery shell are made-to-order. The chairs can be upholstered in blow list options. See more detail overview the color swatch at the end of book.

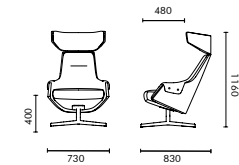
Kvadrat Clara2
Kvadrat San
Camira Blazer
Gabriel Medley
Gabriel Fighter
OTE Lido
OTE Sunday

Mastrotto Leather
PU Leather
JMT Milano
JMT Bamarol

IN-STOCK OPTIONS



Seat surface / Back surface
PL-05 / PL-03



NAME

Lord Lounge Chair

TYPE

LOD-CH-01

DIMENSIONS

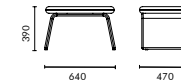
W730 D830 H1160

MATERIAL

Shell consist of plywood, fill in high resilience sponge, leather and polyester staple / Base is made of 8mm thickness cold-rolled steel plate.

PROCESS

Shell is upholstered / Base is electrostatic powder coating



NAME

Lord Foot Pier

TYPE

LOD-CH-02

DIMENSIONS

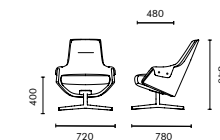
W640 D470 H390

MATERIAL

Consist of plywood, fill in high resilience sponge

PROCESS

Shell is upholstered / Base is electrostatic powder spraying.



NAME

Lord Lounge Chair / Without headrest

TYPE

LOD-CH-03

DIMENSIONS

W720 D780 H840

MATERIAL

Shell consist of plywood, fill in high resilience sponge, leather and polyester staple / Base is made of 8mm thickness cold-rolled steel plate.

PROCESS

Shell is upholstered / Base is electrostatic powder spraying.

SEAT-SURFACE-COLOR OPTIONS




MADE-TO-ORDER

Non-standard upholster shell are made-to-order. The chairs can be upholstered in blow list options. See more detail overview the color swatch at the end of book.


Kvadrat Clara2
Kvadrat San
Camira Blazer
Gabriel Medley
Gabriel Fighter
OTE Lido
OTE Sunday

Mastratto Leather
PU Leather
JMT Milano
JMT Bamarol

BACK-SURFACE-COLOR OPTIONS



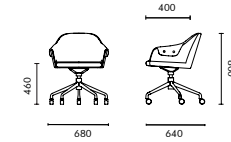
IN-STOCK OPTIONS



Seat surface / Back surface
PL-05 / PL-03



Seat surface / Back surface
LD-40 / LD-21



NAME

Lord Chair / 5 ways

TYPE

LOD-CH-08

DIMENSIONS

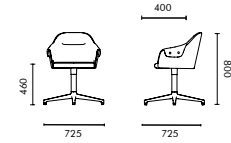
W680 D640 H800

MATERIAL

Shell consist of plywood , fill in high resilience sponge ,leather and polyester staple / Base is Aluminum.

PROCCES

Shell is upholstered / Base is polishing.



NAME

Lord Chair / Aluminum Base

TYPE

LOD-CH-06

DIMENSIONS

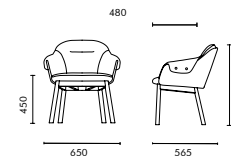
W725 D725 H800

MATERIAL

Shell consist of plywood , fill in high resilience sponge ,leather and polyester staple / Base is Aluminum alloy.

PROCCES

Shell is upholstered / Base is polishing.



NAME

Lord Chair / Wooden Base

TYPE

LOD-CH-07

DIMENSIONS

W650 D565 H780

MATERIAL

Shell consist of plywood , fill in high resilience sponge ,leather and polyester staple / Base is beech wooden.

PROCCES

Shell is upholstered / Base is PU painting.

SEAT-SURFACE-COLOR OPTIONS



MADE-TO-ORDER

Non-standard upholster shell are made-to-order. The chairs can be upholstered in blow list options. See more detail overview the color swatch at the end of book.

Kvadrat Clara2
Kvadrat San
Camira Blazer
Gabriel Medley
Gabriel Fighter
OTE Lido
OTE Sunday

Mastrotto Leather
PU Leather
JMT Milano
JMT Bamarol

BACK-SURFACE-COLOR OPTIONS



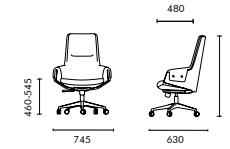
IN-STOCK OPTIONS



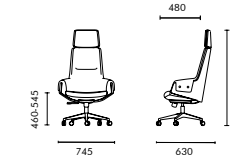
Seat surface / Back surface
PL-05 / PL-03



Seat surface / Back surface
PL-01 / PL-01



NAME
Lord Office Chair / Without headrest
TYPE
LOD-CH-05
DIMENSIONS
W745 D630 H1030-1115
MATERIAL
Shell consist of plywood , fill in high resilience sponge ,leather and polyester staple / Base is Aluminum alloy.
PROCESS
Shell is upholstered / Base is polishing.



NAME
Lord Office Chair / With headrest
TYPE
LOD-CH-04
DIMENSIONS
W745 D630 H1270-1355
MATERIAL
Shell consist of plywood , fill in high resilience sponge ,leather and polyester staple / Base is Aluminum alloy.
PROCESS
Shell is upholstered / Base is polishing.

SHELL-COLOR OPTIONS



MADE-TO-ORDER

Non-standard upholstery shell are made-to-order. The chairs can be upholstered in blow list options. See more detail overview the color swatch at the end of book.


Kvadrat Clara2
Kvadrat San
Camira Blazer
Gabriel Medley
Gabriel Fighter
OTE Lido
OTE Sunday

Mastrotto Leather
JMT Milano
JMT Bamarol

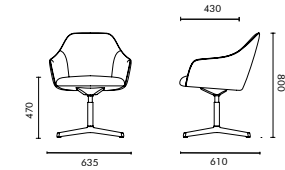
BASE-COLOR OPTIONS



IN-STOCK OPTIONS



GM60167 / Sunday83



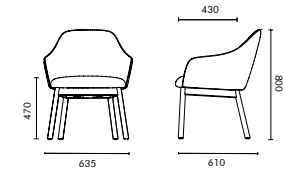
NAME
Lord Pad Chair / Aluminum Base

TYPE
LOD-CH-09-4S

DIMENSIONS
W635 D610 H800

MATERIAL
Shell consist of plywood, fill in high resilience sponge / Base is Aluminum alloy.

PROCESS
Shell is upholstered / Base is polishing.



NAME
Lord Pad Chair / Wooden Base

TYPE
LOD-CH-09-T

DIMENSIONS
W635 D610 H800

MATERIAL
Shell consist of plywood, fill in high resilience sponge / Base is beech wooden.

PROCESS
Shell is upholstered / Base is PU painting

HUG SERIES

design by Peter Fei



Hug chair has a symbolic design, the hanging handrails. Inspired from hugging, the hanging handrails are pointing slightly upward that look like open hands, beckoning tired people to take their seats. A hug is a mutual gesture within which we give one while receive another from others. We realize that the value is equal when comfort and warmth is either given or received in a hug, since when we embrace people, we are opening ourselves and building trust relationships.





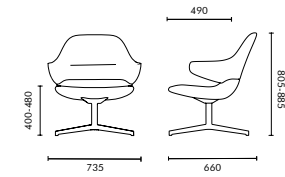
SHELL-COLOR OPTIONS



MADE-TO-ORDER

Non-standard upholstery shell are made-to-order. The chairs can be upholstered in blow list options. See more detail overview the color swatch at the end of book.

Kvadrat Clara2
Kvadrat San
Camira Blazer
Gabriel Medley
OTE Lido
OTE Sunday



NAME
Hug Lounge Chair / Aluminum

TYPE
HUG-CH-01

SIZE
W735 D450 H805-885

MATERIAL
Shell consist of steel frame and PU mold foam / Base is aluminum.

PROCESS
Shell is upholstered / Base is aluminum polishing.

SHELL-COLOR OPTIONS




MADE-TO-ORDER

Non-standard upholstery shell are made-to-order. The chairs can be upholstered in blow list options. See more detail overview the color swatch at the end of book.


Kvadrat Clara2
Kvadrat San
Camira Blazer
Gabriel Medley
Gabriel Fighter
OTE Lido
OTE Sunday

PU Leather

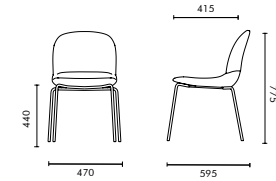
LEG OPTIONS



IN-STOCK OPTIONS



Shell: GM60167 / GM60004 / Sunday10 / PL-07
Base: Matt Black



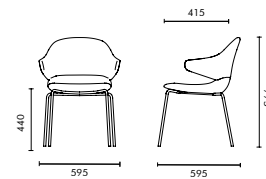

NAME
Hug Chair / Steel tube without arm

TYPE
HUG-CH-03

SIZE
W470 D595 H775

MATERIAL
Shell consist of steel frame and PU mold foam / Base is made of ϕ 16mm round steel tube.

PROCESS
Shell is upholstered / Base is electrostatic powder coating.



NAME
Hug Chair / Steel tube with arm

TYPE
HUG-CH-02

SIZE
W595 D595 H775

MATERIAL
Shell consist of steel frame and PU mold foam / Base is made of ϕ 16mm steel tube.

PROCESS
Shell is upholstered / Base is electrostatic powder coating.

WINGS SERIES

design by Wendy Liu & Alex Chai



A touching picture is imagined when we hear out the uplifting fairy tale: a ugly duckling who are always abandoned and detested finally spreads out its wings and flies away, becoming a beautiful swan. With the longing for wonderful things and the inspiration of the picture of opening wings, Wendy and Alex designed the Wings Chair in 2016.




Wings chair is a versatile piece which comes in a variety of bright colors, that combine with the unique shape must be a stylish choice for public areas, such as office, entertainment venue, restaurant, cafe and also suitable modern home and so on.

SHELL-COLOR OPTIONS

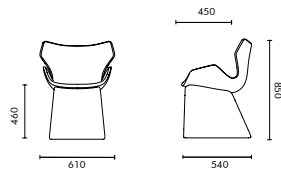
Gabriel Medley GM60004

Gabriel Medley GM60167

IN-STOCK OPTIONS



Wings Chair / fully upholstered
GM60004 / GM60167



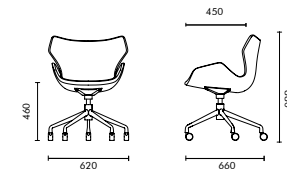
NAME
Wings Chair / Fully upholstered

TYPE
WIN-CH-01

DIMENSIONS
W610 D540 H850

MATERIAL
Shell consist of steel frame and PU mold foam / Base is made of plywood and sponge.

PROCESS
The whole chair is upholstered.



NAME
Wings Chair / Aluminium 5 ways

TYPE
WIN-CH-04

DIMENSIONS
W620 D660 H880

MATERIAL
Shell consist of steel frame and PU mold foam / Base is aluminum alloy.

PROCESS
The shell is upholstered / Base is polished.

STILO SERIES


design by Stefano Campioni,
Vincenzo Vinci & Alex Chai



The creation of the Stilo Chair is high-end and full of science fiction. It is closely related to the human engineering. Stefano, Vincenzo and Alex want to design a chair to offer a reasonable coordination between human body structure, psychology, mechanics and indoor environment. Therefore, they designed the Stilo Chair in order to achieve the best use of efficiency, safety, health and comfort.



The lines of Stilo Lounge Chair are very smooth and eye-catching. It is simple but charming. Moreover, the lines of surface and backrest strictly follow the instructions of the ergonomics data processing. Whatever the environment is, the Stilo Chair provides you with an elegant and comfortable feeling.



Because its preferable practicability and adaptability, the Stilo Chair is well suited to many public spaces, including schools, libraries, offices, waiting rooms, restaurants, hotels and so on.



SHELL-COLOR OPTIONS



BASE-COLOR OPTIONS



MADE-TO-ORDER

Non-standard upholster shell are made-to-order. The chairs can be upholstered in blow list options. See more detail overview the color swatch at the end of book.

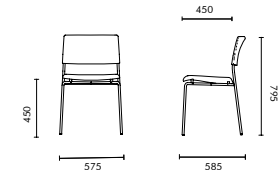
Kvadrat Clara2
Kvadrat San
Camira Blazer
Gabriel Medley
Gabriel Fighter
OTE Lido
OTE Sunday

Mastratto Leather
PU Leather
JMT Milano
JMT Bamoral

IN-STOCK OPTIONS



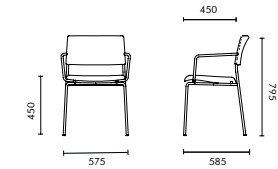
Shell : GM60167 / GM61003 / GM68005 / PL07
Base : Matt black



NAME
Silo Chair / Without arm
TYPE
STL-CH-01
DIMENSIONS
W575 D585 H795

MATERIAL
Shell consist of 12mm thickness plywood and sponge / Base made of \varnothing 16mm* 2mmT thickness steel tube.

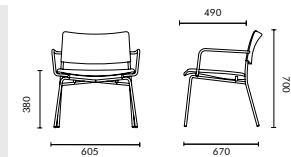
PROCCESS
Shell is upholstered / electrostatic powder spraying base .



NAME
Silo Chair / with arm
TYPE
STL-CH-02
DIMENSIONS
W575 D585 H795

MATERIAL
Shell consist of 12mm thickness plywood and sponge / Base made of \varnothing 16mm* 2mmT thickness steel tube.

PROCCESS
Shell is upholstered / electrostatic powder spraying base .



NAME
Silo Lounge Chair
TYPE
STL-CH-03
DIMENSIONS
W605 D670 H700

MATERIAL
Shell consist of 12mm thickness plywood and sponge / Base made of \varnothing 16mm* 2mmT thickness steel tube.

PROCCESS
Shell is upholstered / electrostatic powder spraying base .

BEATLES LOUNGE CHAIR

design by Mario Tsai




Beatles Lounge Chair has a very classic beetle modelling. A framework of Nordic Akamatsu is adopted internally and a highly soft sitting sense is brought by the high density of sponge. The soft package, in combination with curve elements of the beetle shape car door, highlights the rounded curve that is alike a beetle's back.



Beatles Lounge Chair has high backrest and low seat, together with short steel feet, its overall appearance is simple and adorable.

SHELL-COLOR OPTIONS



MADE-TO-ORDER

Non-standard upholster shell are made-to-order. The chairs can be upholstered in blow list options. See more detail overview the color swatch at the end of book.

Kvadrat Clara2
Kvadrat San
Camira Blazer
Gabriel Medley
Gabriel Fighter
OTE Lido
OTE Sunday

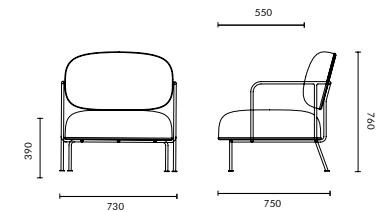
BASE-COLOR OPTIONS



IN-STOCK OPTIONS



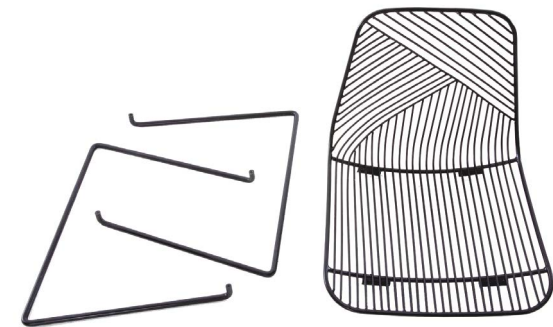
Shell: GM60004 / GM60167 / GM68005
Base: Matt black




NAME
Beatles Lounge Chair
TYPE
BEA-CH-01
DIMENSIONS
W730 D750 H760
MATERIAL
Shell and back are form of P2 plywood and high resilience sponge / ø16mm*2mmT steel tube.
PROCESS
Base is electrostatic powder coating / Shell is upholstered

SKETCH CHAIR

design by Wendy Liu & Alex Chai

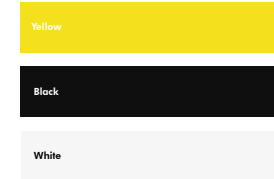


Every designer has a bunch of hand drawing drafts in office. It is those disordered sketched lines that inspired Alex and Wendy to design the Sketch Chair in 2017. The sketched lines are most familiar to designers but yet most frequently forgotten, so as many treasures in our real life, friends, family and love. The significance of Sketch Chair is to remind people cherish those beauty around.



The Sketch Chair expresses its lines with round steel tubes. And we use the bending and connecting of lines to make it load-bearing. Besides, the Sketch Chair with the elements of full lines looks light and lively. You can feel its mildness, simpleness and elegance. Because of its unique shape and multiple functions, the Sketch Chair is applicable to homes, offices, conference rooms, cafes and other public places.

COLOR OPTIONS

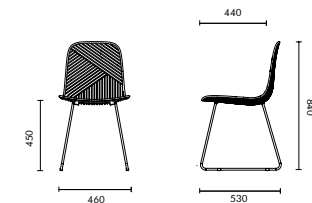


IN-STOCK OPTIONS



MADE-TO-ORDER

No options of Sketch Chairs are made-to-order.



NAME
Sketch Chair
TYPE
SKT-CH-01
DIMENSIONS
W460 D530 H840
MATERIAL
The whole chair consist with $\phi 8\text{mm}$ / $\phi 12\text{mm}$ / $\phi 14\text{mm}$ steel.
PROCESS
Electrostatic powder coating.

BEND CHAIR

design by Stefano Campioni,
Vincenzo Vinci & Alex Chai



The design of the Bend Chair is ingenious. Previously, designers often draw their product design on the paper. However, because of the difficulty of designing the product model, designers often modify the design drawing. They may crumple up the paper and throw it up or they may fold it and make some small crafts. During this kind of process, the inspiration of the Bend Chair arises spontaneously. In 2014, Vincenzo and Alex designed the Bend Chair.





STANDARD OPTIONS

White

IN STOCK OPTIONS

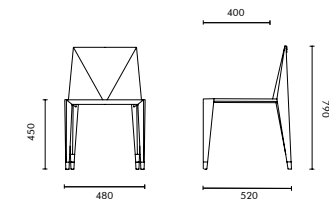


White

MADE-TO-ORDER

No options of Bend Chair are made-to-order.

Therefore, the Bend Chair is an artwork, it makes the conception of origami come true. Besides, the Bend Chair also shows the exquisite craftsmanship. Its precious cutting techniques make it shining like a diamond. Moreover, the environmentally friendly electrostatic powder coating applied in a variety of bright colors makes the public merry and lively. It is a stylish and wise choice for public areas. Of course, it also suits offices, entertainment venues, restaurants, cafes and modern homes.



NAME

Bend Chair

TYPE

BEN-CH-01

SIZE

W480 D520 H790

MATERIAL

The whole chair is made of 1.5mm cold-rolled steel plate.

PROCESS

Electrostatic powder coating.

FATTY SOFA

design by Wendy Liu & Alex Chai



Fatty Sofa is inspired by clothes of the daily life . The flanging details decorated with bright colors highlight the quality of life of having no fear of mediocre and daring to break through.





In addition, the unique flanging design along with the bold color adds lots to this simple sofa. This is exactly what the designer wants to convey by Fatty Sofa: To be not afraid of mediocrity, but be brave to break the inherent thinking.



SHELL-COLOR OPTIONS



IN-STOCK OPTIONS



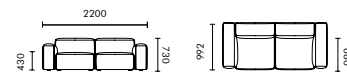
GM60004 / GM60167 / PL-07

MADE-TO-ORDER

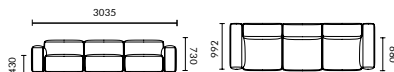
Non-standard upholstery shell are made-to-order. The chairs can be upholstered in blow list options. See more detail overview the color swatch at the end of book.

Kvadrat Clara2
Kvadrat San
Camira Blazer
Gabriel Medley
Gabriel Fighter
OTE Lido
OTE Sunday


Mastrotto Leather
PU Leather
JMT Milano
JMT Bamarol



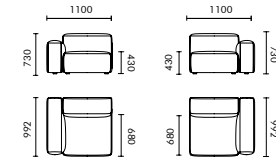
NAME
Fatty Sofa / Double seat
TYPE
FAT-SF-02
SIZE
W2200 D992 H730
MATERIAL
The sofa body is form of pine frame and plywood, fill in high resilience sponge / \varnothing 37mm,50mm height steel leg
PROCESS
The sofa body is upholstered / Base is electrostatic powder coating.



NAME
Fatty Sofa / 3 seats
TYPE
FAT-SF-03
SIZE
W3035 D992 H730
MATERIAL
The sofa body is form of pine frame and plywood, fill in high resilience sponge / \varnothing 37mm,50mm height steel leg
PROCESS
The sofa body is upholstered / Base is electrostatic powder coating.



A **B**



NAME
Fatty Sofa / A / B
TYPE
FAT-SF-A-L
FAT-SF-B-R
SIZE
W1100 D992 H730

MATERIAL
The sofa body is form of pine frame and plywood, fill in high resilience sponge / \varnothing 37mm,50mm height steel leg
PROCESS
The sofa body is upholstered / Base is electrostatic powder coating.




C

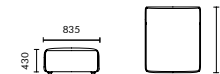


NAME
Fatty Sofa / C
TYPE
FAT-SF-C
SIZE
W835 D992 H730

MATERIAL
The sofa body is form of pine frame and plywood, fill in high resilience sponge / \varnothing 37mm,50mm height steel leg
PROCESS
The sofa body is upholstered / Base is electrostatic powder coating.



D



NAME
Fatty Sofa / D
TYPE
FAT-SF-D
SIZE
W835 D992 H430

MATERIAL
The sofa body is form of pine frame and plywood, fill in high resilience sponge / \varnothing 37mm,50mm height steel leg
PROCESS
The sofa body is upholstered / Base is electrostatic powder coating.



E



NAME
Fatty Sofa / E
TYPE
FAT-SF-E
SIZE
W990 D992 H730

MATERIAL
The sofa body is form of pine frame and plywood, fill in high resilience sponge / \varnothing 37mm,50mm height steel leg
PROCESS
The sofa body is upholstered / Base is electrostatic powder coating.

MART SOFA

design by Vincenzo Vinci & Alex
Chai



Design of Mart not only shows the designer's expression to her father's love, but also reflects the father's edification "doing everything meticulously" in the process of design. Mart sofa has a full and smooth line as shells'. The rounded body of the seat with a simple and delicate black base gives sofa a sense of mystery like floating in the air.





With this simple design, Mart can be used in office or leisure areas, like cafes, library, home and other scenarios, meeting your business or residential needs. stronger.

STANDARD COLOR OPTIONS



MADE-TO-ORDER

Non-standard upholster shell are made-to-order. The chairs can be upholstered in blow list options. See more detail overview the color swatch at the end of book.


Kvadrat Clara2
Kvadrat San
Camira Blazer
Gabriel Medley
Gabriel Fighter
OTE Lido
OTE Sunday

Mastrotto Leather
PU Leather
JMT Milano
JMT Bamarol

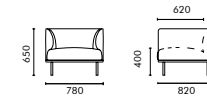
BASE OPTIONS



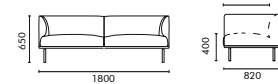
IN-STOCK OPTIONS



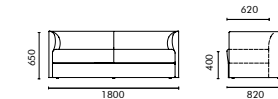
OM-11 / GM60167 / Sunday149 / Sunday 10/ Sunday 53 / PL-01



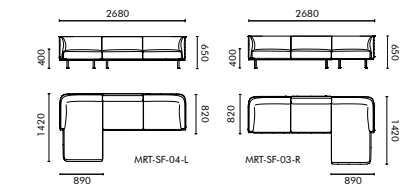
NAME
Mart Sofa / Single seat
TYPE
MRT-SF-01
SIZE
W780 D820 H650
MATERIAL
The sofa body is form of pine frame and plywood, fill in high resilience sponge/ Base is made of q37mm steel tube.
PROCCES
Shell is upholstered / Base is electrostatic powder coating.



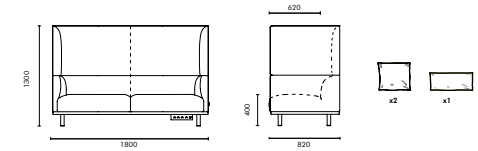
NAME
Mart Sofa / Double seats
TYPE
MRT-SF-02
SIZE
W1800 D820 H650
MATERIAL
The sofa body is form of pine frame and plywood, fill in high resilience sponge/ Base is made of q37mm steel tube.
PROCCES
Shell is upholstered / Base is electrostatic powder coating.



NAME
Mart Sofa / Console double seats
TYPE
MRT-SF-06
SIZE
W1800 D820 H650
MATERIAL
The sofa body is form of pine frame and plywood, fill in high resilience sponge
PROCCES
The body is upholstered.



NAME
Mart Sofa / L shape set
TYPE
MRT-SF-03-R (Right)
MRT-SF-04-L (Left)
SIZE
W2680 D1420 H650
MATERIAL
The sofa body is form of pine frame and plywood, fill in high resilience sponge/ Base is made of q37mm steel tube.
PROCCES
Shell is upholstered / Base is electrostatic powder coating.



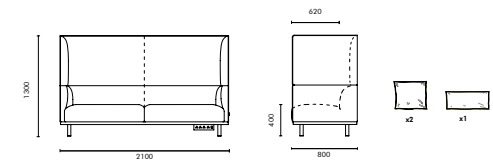
NAME
Mart Sofa / High back double seats

TYPE
MRT-SF-06

SIZE
W1800 D820 H650

MATERIAL
The sofa body is form of pine frame and plywood, fill in high resilience sponge/ Base is made of $\varnothing 37$ mm steel tube.

PROCESS
Shell is upholstered / Base is electrostatic powder coating.



NAME
Mart Sofa / High back 3 seats

TYPE
MRT-SF-06

SIZE
W2100 D820 H650

MATERIAL
The sofa body is form of pine frame and plywood, fill in high resilience sponge/ Base is made of $\varnothing 37$ mm steel tube.

PROCESS
Shell is upholstered / Base is electrostatic powder coating.

LUNA SOFA

design by Alex Chai & Micky Wang



The elegant Luna came from the Dada, Alex continued to use the elements of the high heels on the sofa. While supporting the entire seat and ensuring the comfort of the Luna, the close combination of back and armrest cushion makes integral line simple and elegant. The angle between the seat and backrest is totally based on human engineering to meet users' need of comfort.





STANDARD-COLOR OPTIONS

PU Leather PL-01

IN-STOCK OPTIONS



PL-01

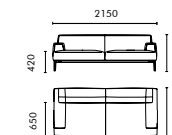
MADE-TO-ORDER

Non-standard upholstery shell are made-to-order. The chairs can be upholstered in below list options. See more detail overview the color swatch at the end of book.

Kvadrat Clara2
Kvadrat San
Camira Blazer
Gabriel Medley
Gabriel Fighter
OTE Lido
OTE Sunday

Mastroto Leather
PU Leather
JMT Milano
JMT Bamarol

The inside structure is solid wood and elastic strip suspension seat, besides the soft foam, we inject the further into this sofa, giving user high-level seating feeling. Slender aluminum legs, the same with da da series, impart a feeling of grace to the environment. Luna Sofa is suitable for any public or private space, especially for waiting room, reception, and home.



NAME

Luna Sofa / Double seat

TYPE

LUN-SF-01

SIZE

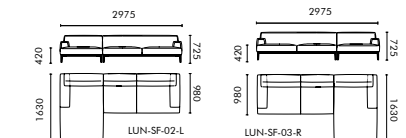
W2150 D980 H725

MATERIAL

The sofa body is form of pine frame and plywood, fill in high resilience sponge / Base is aluminum.

PROCESS

The body is upholstered / Base is PU lacquered.



NAME

Luna Sofa / L shape seat

TYPE

LUN-SF-02-L (Left)
LUN-SF-03-R (Right)

SIZE

W2975 D1630 H725

MATERIAL

The sofa body is form of pine frame and plywood, fill in high resilience sponge / Base is aluminum .

PROCESS

The body is upholstered / Base is PU lacquered.

DADA SOFA

design by grado R&D



The Dada feet simulates the high-heeled shoes, making its own lines clear and light. The streamlined details show the perfect match between functions and lightness. The soft package of Dada sofa uses the optimum ratio of high-resilience foams and high-density foams. It not only makes its shape firm, but also makes it meet people's needs of comfort. The Dada sofa is designed for the purpose of the most of flexibility.




There are two types of products in Dada sofa series: the double seats and the Dada bench. They can be used in houses, working areas and offices. This usage can create an harmonious atmosphere among the study, work and the leisure spaces.

STANDARD COLOR OPTIONS



IN-STOCK OPTIONS



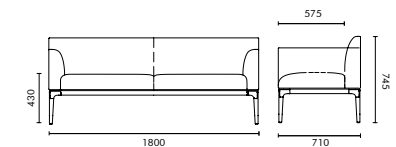
GM62002 / GM60167 / GM66010

MADE-TO-ORDER

Non-standard upholstery shell are made-to-order. The chairs can be upholstered in blow list options. See more detail overview the color swatch at the end of book.

Kvadrat Clara2
Kvadrat San
Camira Blazer
Gabriel Medley
Gabriel Fighter
OTE Lido
OTE Sunday

Mastratto Leather
PU Leather
JMT Milano
JMT Bamarol



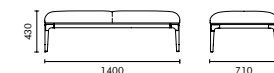
NAME
Dada Sofa / Double seats

TYPE
DAD-SF-2S

DIMENSIONS
W1800 D710 H745

MATERIAL
The sofa body is form of pine frame and plywood, fill in high resilience sponge / Base is aluminium.

PROCESS
The body is upholstered/ Base is lacquered.



NAME
Dada Bench

TYPE
DAD-SF-BC

DIMENSIONS
W1400 D710 H430

MATERIAL
The body is form of pine frame and plywood, fill in high resilience sponge / Base is aluminium.

PROCESS
The body is upholstered/ Base is lacquered.

COVER SOFA SERIES

design by grado R&D




Cover Sofa was inspired by the drooping quilt. The back cushion and seat cushion are not separated. They are designed into an integrated strip, presenting the ultimate unity. We designed three styles for Cover Sofa: The basic style, the quilt style and the slide fastener style, which can be matched with different spaces.

STANDARD COLOR OPTIONS



IN-STOCK OPTIONS

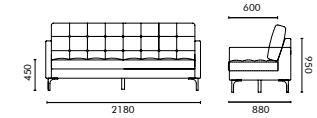


PL07 / Sunday 10 / Sunday 39

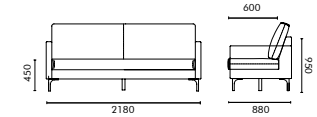
MADE-TO-ORDER

Non-standard upholstery shall be made-to-order. The chairs can be upholstered in blow list options. See more detail overview the color swatch at the end of book.

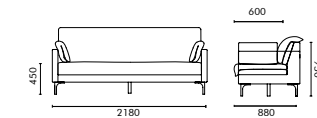
Kvadrat Clara2	Mastrotto Leather
Kvadrat San	PU Leather
Camira Blazer	JMT Milano
Gabriel Medley	JMT Bamarol
Gabriel Fighter	
OTE Lido	
OTE Sunday	



NAME
Cover Sofa / 01
TYPE
COV-SF-01
SIZE
W780 D800 H650
MATERIAL
The sofa body is form of pine frame and plywood, fill in high resilience sponge / Base is steel.
PROCCES
Shell is upholstered / Base is steelplating.



NAME
Cover Sofa / 02
TYPE
COV-SF-02
SIZE
W780 D800 H650
MATERIAL
The sofa body is form of pine frame and plywood, fill in high resilience sponge / Base is steel.
PROCCES
Shell is upholstered / Base is steelplating.



NAME
Cover Sofa / 03
TYPE
COV-SF-03
SIZE
W780 D800 H650
MATERIAL
The sofa body is form of pine frame and plywood, fill in high resilience sponge / Base is steel.
PROCCES
Shell is upholstered / Base is steelplating.

BUDDHA SOFA

design by grado Micky Wang



Since the development of buddhist culture in China, many families still have the habit of asking a Buddha to be at home. They feel that the Buddha symbolizes auspiciousness and happiness and can bless the health of the family.





Buddha Sofa in shape refers to the Buddha sitting in the lotus on the stage, downy curve shape represents a wonderful posture to Buddha languid is lazy, combination of contemporary design we will be in his shoulders cassock reduced to a simple car line, representational buddhist meditation posture, make overall modelling on soft plump and maintain elegant nobility.

STANDARD COLOR OPTIONS



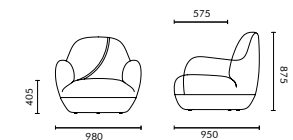
IN-STOCK OPTIONS



MADE-TO-ORDER

Non-standard upholstery shell are made-to-order. The chairs can be upholstered in blow list options. See more detail overview the color swatch at the end of book.

Kvadrat Clara2	Mastrotto Leather
Kvadrat San	PU Leather
Camira Blazer	JMT Milano
Gabriel Medley	JMT Balmoral
Gabriel Fighter	
Gabriel Sadley	
OTE Lido	
OTE Sunday	



NAME
Buddha Sofa

TYPE
BUD-SF-01S

SIZE
W980 D950 H875

MATERIAL
Form of pine frame and plywood, fill in high resilience sponge.

PROCESS
The body is upholstered

OTTOMAP SOFA

design by Wendy Liu & Alex Chai



Inspired by the world map, the Ottomap always attracts attention because of its unique appearance and rich color. It's suitable for public spaces such as libraries, schools, kindergartens, waiting rooms, lounges, hotel lobbies and other environment.

STANDARD-COLOR OPTIONS

Camira Blazer CUZ-1K

Camira Blazer CUZ-53

Camira Blazer CUZ-1L

IN-STOCK OPTIONS




CUZ-1K / CUZ-53 / CUZ-1L

MADE-TO-ORDER

Non-standard upholstery shell are made-to-order. The chairs can be upholstered in blow list options. See more detail overview the color swatch at the end of book.

Camira Blazer
Gabriel Medley
Gabriel Sadley
OTE Lido
OTE Sunday



Australia Greenland South America Africa North America Eurasia

NAME

Ottomop Sofa

TYPE

OTT-SF-01

SIZE

W4320 D2210 H390

MATERIAL

Sofa body consist of plywood, fill in high resilience sponge

PROCESS

The body is upholstered



FUNGO SERIES

design by Wendy Liu & Alex Chai



Obviously, it seems a mushroom, and it is a mushroom, we call these adorable series Fungo. We now put Fungo stool, Fungo pouf, and Fungo side table on the list, the large ones of pouf and side table, we give them a storage to put things inside. We give them best proportion for every single type.



TABLETOP-COLOR OPTIONS



BASE-COLOR OPTIONS




MADE-TO-ORDER

Non-standard upholstery shell are made-to-order. The chairs can be upholstered in blow list options. See more detail overview the color swatch at the end of book.

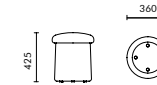
Kvadrat Clara2
Kvadrat San
Camira Blazer
Gabriel Medley
Gabriel Fighter
OTE Lido
OTE Sunday

Mastrotto Leather
PU Leather
JMT Milano
JMT Bamarol

IN-STOCK OPTIONS



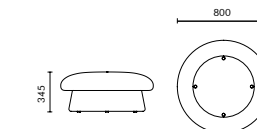
Shell: GM60004 / GM60167 / GM62002 / PL-04
 Base: PL-04



NAME
 Fungo Pouf / S
TYPE
 FUN-CH-01
SIZE
 Ø 360 H425
MATERIAL
 Consist of plywood and high resilience sponge
PROCCES
 The whole body is upholstered




NAME
 Fungo Pouf / M
TYPE
 FUN-CH-02
SIZE
 Ø 550 H385
MATERIAL
 Consist of plywood and high resilience sponge
PROCCES
 The whole body is upholstered



NAME
 Fungo Pouf / L
TYPE
 FUN-CH-03
SIZE
 Ø 800 H345
MATERIAL
 Consist of plywood and high resilience sponge
PROCCES
 The whole body is upholstered


SHELL-COLOR OPTIONS



MADE-TO-ORDER

No options of Fungo Table are made-to-order.

BASE-COLOR OPTIONS



IN-STOCK OPTIONS



Tabletop: Matt white
Base: PL-04



NAME

Fungo Table / S

TYPE

FUN-TB-06

SIZE

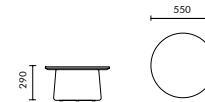
Ø 360 H360

MATERIAL

Tabletop is made by E1 level 25mm thickness MDF board / Base consist of plywood and sponge.

PROCESS

Tabletop is polyurethane painting / Base is upholstered.



NAME

Fungo Table / M

TYPE

FUN-TB-07

SIZE

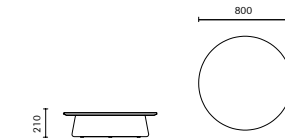
Ø 550 H290

MATERIAL

Tabletop is made by E1 level 25mm thickness MDF board / Base consist of plywood and sponge.

PROCESS

Tabletop is polyurethane painting / Base is upholstered.



NAME

Fungo Table / L

TYPE

FUN-TB-08

SIZE

Ø 800 H210

MATERIAL

Tabletop is made by E1 level 25mm thickness MDF board / Base consist of plywood and sponge.

PROCESS

Tabletop is polyurethane painting / Base is upholstered.

TABLETOP-COLOR OPTIONS



MADE-TO-ORDER

Non-standard upholstered products are made-to-order. The one can be upholstered in blow list options. See more detail overview P.196-199

Kvadrat Clara2
Kvadrat San
Camira Blazer
Gabriel Medley
Gabriel Fighter
OTE Lido
OTE Sunday

Mastratto Leather
PU Leather
JMT Milano
JMT Bamaral

BASE-COLOR OPTIONS

Matt white

IN-STOCK OPTIONS



Shell: GM60004 / GM60167 / GM62002 / PL-04

Base: Matt white

STANDARD COLOR OPTIONS



MADE-TO-ORDER

Non-standard upholster shell are made-to-order. The chairs can be upholstered in blow list options. See more detail overview the color swatch at the end of book.


Kvadrat Clara2
Kvadrat San
Camira Blazer
Gabriel Medley
Gabriel Sodley
Gabriel Oberon
OTE Lido
OTE Sunday

Fighter
Mastratto Leather
PU Leather
JMT Leather

IN-STOCK OPTIONS



GM60167




NAME
Fungo Chair

TYPE
FUN-CH-04

SIZE
Ø 375 H450

MATERIAL
Shell consists of plywood and high resilience sponge/ Base is made of φ19mm*2mmT steel tube.

PROCESS
Shell is upholstered / Base is electrostatic powder coating.



NAME
Fungo Barstool

TYPE
FUN-CH-05

SIZE
Ø 490 H780

MATERIAL
Shell consists of plywood and high resilience sponge/ Base is made of φ19mm*2mmT steel tube.

PROCESS
Shell is upholstered / Base is electrostatic powder coating.



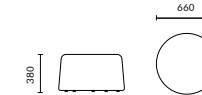
NAME
Fungo Foot Pier / S

TYPE
FUN-CH-06

SIZE
Ø 400 H430

MATERIAL
Consists of plywood and sponge

PROCESS
The whole body is upholstered.



NAME
Fungo Barstool / M

TYPE
FUN-CH-07

SIZE
Ø 660 H380

MATERIAL
Consists of plywood and sponge

PROCESS
The whole body is upholstered.

LOTUS SERIES

design by Vincenzo Vinci & Alex
Chai



Lotus series are inspired by the lotus leaves of the West Lake. Wendy has studied in China Academy of Art which is located by the West Lake. She has special preference to the West Lake, so she pinned the memory of her college on the Lotus Series.







With excellent durability and corrosion resistance, powder coatings are the best choice for outdoor metal furniture. They can also be used in office furniture that powder coatings has outstanding advantages in surface coating. With the continuous innovation of coating technology, the application of powder coatings is being extended to the field of heat sensitive and thermo sensitive materials such as wood, glass, and plastic and semi-insulating materials.




Lotus coffee table, the organic shape found in nature, we got the inspiration in lotus leaf, they grown layer after layer. This expression became the most beautiful scenery in summer. This extraordinary table, composed in different shapes, sizes and heights. The larger tables can be concealed under the small ones, just like a natural eclipse.



STANDARD COLOR OPTIONS



IN-STOCK OPTIONS



MADE-TO-ORDER

Non-standard upholstery shell are made-to-order. The chairs can be upholstered in blow list options. See more detail overview the color swatch at the end of book.

Kvadrat Clara2
Kvadrat San
Camira Blazer
Gabriel Medley
Gabriel Fighter
OTE Lido
OTE Sunday

Mastratto Leather
PU Leather
JMT Milano
JMT Bamarol



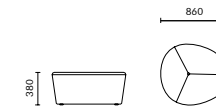
NAME
Lotus Pouf / S

TYPE
LOT-SF-02S

SIZE
W560 D560 H420

MATERIAL
Consist of plywood and high resilience sponge

PROCCES
The whole body is upholstered.



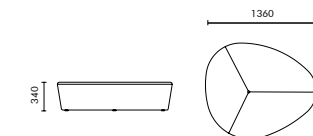
NAME
Lotus Pouf / M

TYPE
LOT-SF-02M

SIZE
W860 D760 H380

MATERIAL
Consist of plywood and high resilience sponge

PROCCES
The whole body is upholstered.



NAME
Lotus Pouf / L


TYPE
LOT-SF-02L

SIZE
W1360 D1190 H340

MATERIAL
Consist of plywood and high resilience sponge

PROCCES
The whole body is upholstered.

STANDARD COLOR OPTIONS




IN-STOCK OPTIONS



MADE-TO-ORDER

No options of Lotus Side Table 2.0 are made-to-order.

TABLETOP-COLOR OPTIONS

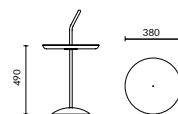


BASE-COLOR OPTIONS



MADE-TO-ORDER

No options of Lotus Coffee Table are made-to-order.



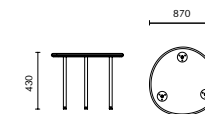
NAME
Lotus Side Table 2.0

TYPE
LOT-TB-03

SIZE
Ø380 H740

MATERIAL
Center pole is made of $\varnothing 16\text{mm}$ steel tube/
Table is made of 2mmT cold-roll steel sheets
/ Base is steel.

PROCESS
The whole body is electrostatic powder coating.



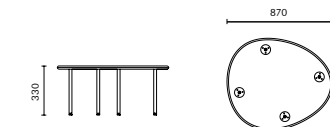
NAME
Lotus Coffee Table / S

TYPE
LOT-TB-02S

SIZE
W570 D560 H450

MATERIAL
Tabletop is made of ash wood / Base
is made of $\varnothing 25\text{mm}$ round steel tube.

PROCESS
Tabletop is PU lacquered. / Base is
electrostatic powder coating.



NAME
Lotus Coffee Table / M

TYPE
LOT-TB-02M

SIZE
W870 D750 H370

MATERIAL
Tabletop is made of ash wood / Base
is made of $\varnothing 25\text{mm}$ round steel tube.

PROCESS
Tabletop is PU lacquered. / Base is
electrostatic powder coating.

MODO S

In the old days, the booths were mostly used for train boxes, which could accommodate as many passengers as possible in a small space with the basic needs of the guarantor. The booth is therefore a good solution for small and medium sized public spaces.

The Modo S is divided into floor style and high heel style. The floor style is suitable for less demanded space for moving, such as box seats, or the position next to a wall, and it is not easy to accumulate garbage. The high heel style is easy to clean and move, suitable for the lobby, bars and other open spaces.



STANDARD COLOR OPTIONS

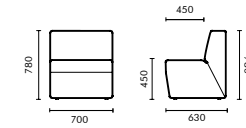


MADE-TO-ORDER

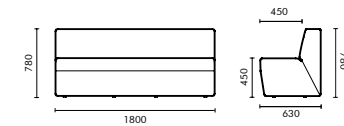
Non-standard upholster shell are made-to-order. The chairs can be upholstered in blow list options. See more detail overview the color swatch at the end of book.

Kvadrat Clara2
Kvadrat San
Camira Blazer
Gabriel Medley
Gabriel Fighter
OTE Lido
OTE Sunday

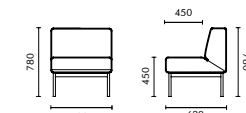

Mastratto Leather
PU Leather
JMT Milano
JMT Bamarol



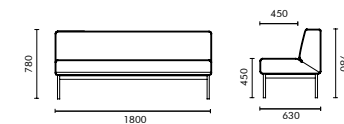
NAME
Modo S / Console single seat
TYPE
MOD-SF-27
DIMENSIONS
W700 D630 H780
MATERIAL
The whole sofa body is form of pine frame and plywood, fill in high resilience sponge.
PROCCES
The body is upholstered



NAME
Modo S / Console 3 seats
TYPE
MOD-SF-28
DIMENSIONS
W1800 D630 H780
MATERIAL
The whole sofa body is form of pine frame and plywood, fill in high resilience sponge.
PROCCES
The body is upholstered



NAME
Modo S / Steel base single seat
TYPE
MOD-SF-29
DIMENSIONS
W700 D630 H780
MATERIAL
The sofa body is form of pine frame and plywood, fill in high resilience sponge / Base is made of $\varnothing 25$ mm steel tube.
PROCCES
The body is upholstered/ Base is powder epoxy polyester powder coating



NAME
Modo S / Steel base 3 seats
TYPE
MOD-SF-S-30
DIMENSIONS
W1800 D630 H780
MATERIAL
The sofa body is form of pine frame and plywood, fill in high resilience sponge / Base is made of $\varnothing 25$ mm steel tube.
PROCCES
The body is upholstered/ Base is powder epoxy polyester powder coating

MODO SERIES

design by Wendy Liu & Alex Chai



Modo Series have a strong functionality and diversity. You can combine them in different ways for different shapes, suiting different spaces. The tray table behind the backrest makes Modo series more useful in public space.





The whole sofa system with fun and versatile, they can fit into any setting, no matter office or any other public area, this sofa is very suitable. As discussing space in your office, a stool in a chic cafe or as small islands in a hotel reception. Up to you.



STANDARD COLOR OPTIONS

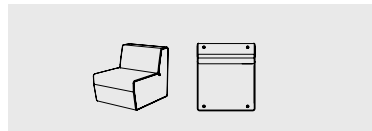
There are no standard options in the product, only customization is accepted.

MADE-TO-ORDER

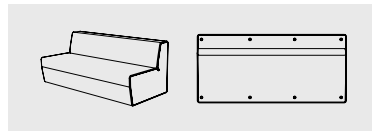
Non-standard upholster shell are made-to-order. The chairs can be upholstered in blow list options. See more detail overview the color swatch at the end of book.

Kvadrat Clara2
Kvadrat San
Camira Blazer
Gabriel Medley
Gabriel Fighter
OTE Lido
OTE Sunday

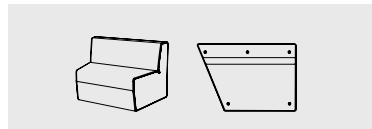
Mastrotto Leather
PU Leather
JMT Milano
JMT Bamarol



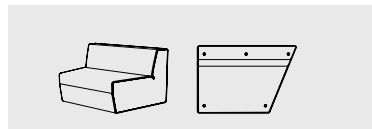
TYPE
MOD-SF-1S
DIMENSIONS
W700 D820 H740
MATERIAL
Shell and back are form pine frame and pressed wood veneer board, fill in sponge.



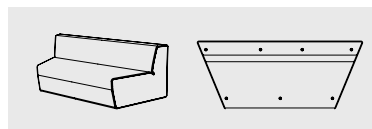
TYPE
MOD-SF-2S
DIMENSIONS
W1800 D820 H740
MATERIAL
Shell and back are form pine frame and pressed wood veneer board, fill in sponge.



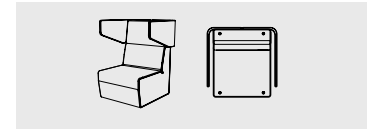
TYPE
Mod-SF-1SL1
DIMENSIONS
W875/1200 D820 H740
MATERIAL
Shell and back are form pine frame and pressed wood veneer board, fill in sponge.



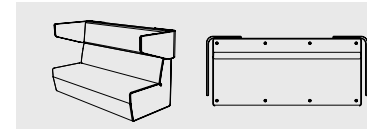
TYPE
MOD-SF-1SL2
DIMENSIONS
W875/1200 D820 H740
MATERIAL
Shell and back are form pine frame and pressed wood veneer board, fill in sponge.



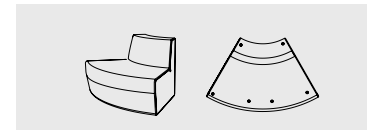
TYPE
MOD-SF-2SL
DIMENSIONS
W1350/2000 D740 H820
MATERIAL
Shell and back are form pine frame and pressed wood veneer board, fill in sponge.



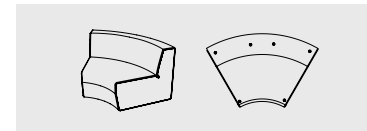
TYPE
MOD-SF-1SA
DIMENSIONS
W850 D845 H1115
MATERIAL
Shell and back are form pine frame and pressed wood veneer board, fill in sponge.



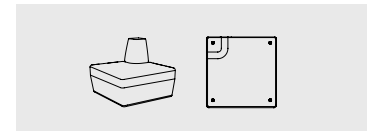
TYPE
MOD-SF-2SA
DIMENSIONS
W1950 D845 H1115
MATERIAL
Shell and back are form pine frame and pressed wood veneer board, fill in sponge.



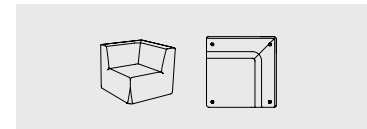
TYPE
MOD-SF-SR1
DIMENSIONS
W1357/570 D820 H740
MATERIAL
Shell and back are form pine frame and pressed wood veneer board, fill in sponge.



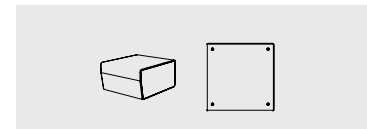
TYPE
MOD-SF-SR2
DIMENSIONS
W1357/570 D820 H740
MATERIAL
Shell and back are form pine frame and pressed wood veneer board, fill in sponge.



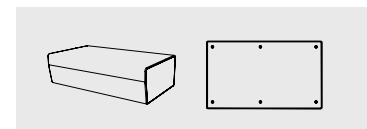
TYPE
MOD-SF-SR3
DIMENSIONS
W820 D820 H740
MATERIAL
Shell and back are form pine frame and pressed wood veneer board, fill in sponge.



TYPE
MOD-SF-SR4
DIMENSIONS
W700 D820 H740
MATERIAL
Shell and back are form pine frame and pressed wood veneer board, fill in sponge.



TYPE
MOD-SF-1SH
DIMENSIONS
W820 D820 H410
MATERIAL
Shell and back are form pine frame and pressed wood veneer board, fill in sponge.



TYPE
MOD-SF-2SH
DIMENSIONS
W1400 D820 H410
MATERIAL
Shell and back are form pine frame and pressed wood veneer board, fill in sponge.

DADA SERIES

design by Micky Wang & Alex Chai




High heels represent beauty and elegance. When Alex hit a bottleneck of design, he inspired by the click of the high heels. Thus the Dada Table was born. Dada came from the sound of the high heels in the distance. Table feet combined the elements of the high heels perfectly. With their sharp and dynamic lines, Dada table adds distinct appeal to the surrounding interiors. The structure is extremely slim and light but also highly resistant.

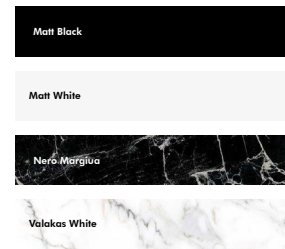




Dada series have extended into three types: dining table, coffee table and work station. They can be used in work space, offices, meeting rooms or at home, and create a harmonious atmosphere among the study, work and leisure spaces.




TABLETOP-COLOR OPTIONS



MADE-TO-ORDER

Only tabletop size is made-to-order.

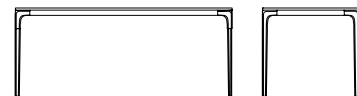
LEG-COLOR OPTIONS



IN-STOCK OPTIONS



Tabletop: Matt white
Base: White



NAME
Dada Table

TYPE
DAD-TB-01

SIZE
W2000 D1000 H750
W1800 D900 H750
W1600 D800 H750
W1200 D1200 H750

MATERIAL
Tabletop made of E1 level 18mmT
MDF board / Base is aluminium

PROCESS
Table is polyurethane painted / Base
is lacquered




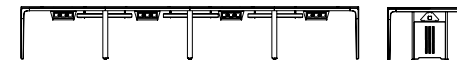
NAME
Dada Coffee Table

TYPE
DAD-TB-02

SIZE
W1200 D700 H405
W700 D700 H405

MATERIAL
Tabletop made of E1 level 18mmT
MDF board / Base is aluminium

PROCESS
Table is polyurethane painted / Base
is lacquered.




NAME
Dada Conference Table

TYPE
DAD-TB-03

SIZE
W2400 D1200 H748
W3600 D1200 H748
W4800 D1200 H748

MATERIAL
Tabletop made by E1 level
16mmT MFC board/ Base is
aluminium alloy

PROCESS
Table is Melamine faced / Base is
lacquered.



NAME
Dada Work Station

TYPE
DAD-TB-04

SIZE
W2400 D1200 H748
W3600 D1200 H748
W4800 D1200 H748

MATERIAL
Tabletop made by E1 level 16mm
T MFC board/ Base is aluminium
alloy

PROCESS
Table is Melamine faced / Base is
lacquered.

FLUX TABLE

design by Vincenzo Vinci & Alex
Chai



Flux table shows a beauty of the streamlined design, an ideal combination between white MDF desktop and natural light solid wood legs through a simple coupling, let the whole design looks simple and grand.








The Flux table comes in a version created specifically for office or home use, which is shock resistant and weatherproof. Flux is a sleek table prop by solid natural wood legs with aluminum coupling for a warm simple feel can be combined with a range of tops available in different sizes and shapes to create a style, versatile look, for both home or contract use. In order to suit for many different areas, table tops have many shapes for choosing: oval, round, rectangle. Can meet almost all the request of different spaces. such as conference room, office, and other public space.


TABLETOP MATERIAL OPTIONS



MADE-TO-ORDER

No options of Flux Table are made-to-order.

BASE OPTIONS



NAME
Flux Table / Rounded

TYPE
FLX-TB-01

SIZE
Ø1100 H745

MATERIAL
Tabletop is made of E1 level 40mmT MDF board / Base consist of aluminum connection fittings and beech wood.

PROCCES
Tabletop is polyurethane painting or oak veneering / Base is oak veneering



NAME
Flux Table / Elliptic

TYPE
FLX-TB-02

SIZE
W1600 D800 H745
W1800 D900 H745
W2000 D1000 H745

MATERIAL
Tabletop is made of E1 level 40mmT MDF board / Base consist of aluminum connection fittings and beech wood.

PROCCES
Tabletop is polyurethane painting or oak veneering / Base is oak veneering



NAME
Flux Table / Oblong

TYPE
FLX-TB-03

SIZE
W1600 D800 H745
W1800 D900 H745
W2000 D1000 H745

MATERIAL
Tabletop is made of E1 level 40mmT MDF board / Base consist of aluminum connection fittings and beech wood.

PROCCES
Tabletop is polyurethane painting or oak veneering / Base is oak veneering

RAY SERIES

design by Vic Yang & Alex Chai



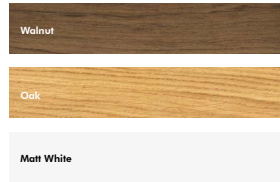
Ray max is a new step for us, it is pure, clean. White and wooden surface with aluminum alloy base form this eye-catching table. Ray max looks light and quiet, which was given by the designer.



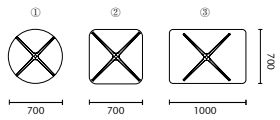
Practical and functional, robust and easy to care for, the table is available in a range of sizes and shapes; square, round, rounded square. These features combine to create a table that can furnish both private and public areas in a distinctive and functional manner. The top in MDF with chamfer edge is finished in white melamine. And the bottom is available in polish metal and white lacquered. This table is available in a range of sizes and shapes; square, round, rounded square. These features combine to create a table that can furnish both private and public areas in a distinctive and functional manner.



TABLETOP MATERIAL OPTIONS




TABLETOP-SHAP OPTIONS



MADE-TO-ORDER

No options of Ray Max is made-to-order.

LEG OPTIONS



IN-STOCK OPTIONS



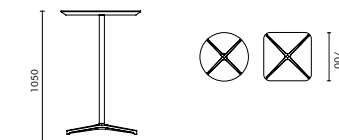
Smooth White Tabletop: ① / ② / ③
Base: 450mm / 750mm / 1050mm Smooth white



NAME
Ray Coffee Table
TYPE
RAY-TB-01
DIMENSIONS
W700/1000 D700 H450
MATERIAL
Tabletop made by 25mm thickness
MDF board / Base is aluminous.
PROCESS
Tabletop is upholstered or
electrostatic powder spraying / Base
is polished or PU lacquered.



NAME
Ray Max
TYPE
RAY-TB-02
DIMENSIONS
W700/1000 D700 H750
MATERIAL
Tabletop made by 25mm thickness
MDF board / Base is aluminous.
PROCESS
Tabletop is upholstered or
electrostatic powder spraying / Base
is polished or PU lacquered.



NAME
Ray Bar Table
TYPE
RAY-TB-03
DIMENSIONS
W700 D700 H1050
MATERIAL
Tabletop made by 25mm thickness
MDF board / Base is aluminous.
PROCESS
Tabletop is upholstered or
electrostatic powder spraying / Base
is polished or PU lacquered.

NOUGAT TABLE SERIES

design by grado R&D



Nougat gets sweeter as we chew, because there are several ingredients in it.
The hardness of terrazzo is due to close complementarity of each material.





That is what grado wants to say, "Put dregs of life together and a little happiness; it can become beautiful memories of life."



The unique pattern of terrazzo is lively, rich in color but not messy. It make the space more vivid. The edge of the table is chamfered, which makes it safer and echoes the lines of nougat.

TABLETOP MATERIAL OPTIONS



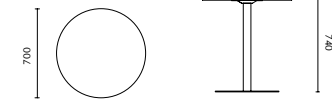

MADE-TO-ORDER

No options of Ray Max is made-to-order.

LEG OPTIONS



IN-STOCK OPTIONS



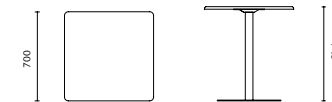

NAME
Nougat Table /Rounded - M

TYPE
NOU-TB-01-C-D700

DIMENSIONS
Ø700 H740

MATERIAL
Tabletop made by terrazzo / Base is iron / Ø500mm round steel tube.

PROCESS
Tabletop is Impermeable coating
/ Base is powder epoxy polyester powder coating



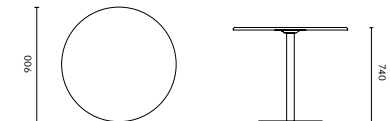

NAME
Nougat Table /Rounded - M

TYPE
NOU-TB-02

DIMENSIONS
Ø700 H740

MATERIAL
Tabletop made by terrazzo / Base is iron / Ø500mm round steel tube.

PROCESS
Tabletop is Impermeable coating
/ Base is powder epoxy polyester powder coating



NAME
Nougat Table /Rounded - L

TYPE
NOU-TB-03

DIMENSIONS
Ø900 H740

MATERIAL
Tabletop made by terrazzo / Base is iron / Ø500mm round steel tube.

PROCESS
Tabletop is Impermeable coating
/ Base is powder epoxy polyester powder coating

CROSS TABLE

design by Jimmy Wang



The Cross Sidetable is derived from the concepts of architecture, those horizontal & vertical lines and high-low faces are presenting completely different appearances by different angles. Under strong light environments, the Sidetable looks neat and clean with crossing faces of lights and shadows, standing for our new concept of Series "Architectural Furniture".



STANDARD COLOR OPTIONS

Light grey

Pale green

Blackish green

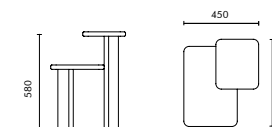
IN-STOCK OPTIONS



Light grey / Pale green

MADE-TO-ORDER

No options of Cross Table is made-to-order.



NAME
Cross Sidetable

TYPE
CRS-ST-01

SIZE
W450 D490 H580

MATERIAL
Made by class E1 25mm thickness MDF board.

PROCESS
PU lacquered.

LIN CABINET

design by Peter Fei



Lin Cabinet was inspired by the virgin forests of northern Europe. The whole body in dark green. The marble table surface presents a cloudy irregular texture. The vertical grille draws the spruce upward growth posture.





NAME
Lin Cabinet / Marble

TYPE
LIN-CA-01-A

SIZE
W2400 D400 H720

MATERIAL
Cabinet is made by MDF board /
Base is made of metal.

PROCCES
Cabinet is PU lacquered / Base
is spray powder epoxy polyester
powder



NAME
Lin Cabinet / 2.4m

TYPE
LIN-CA-02

SIZE
W2400 D400 H720

MATERIAL
Cabinet is made by MDF board /
Base is made of metal.

PROCCES
Cabinet is PU lacquered / Base is
spray powder epoxy polyester powder



NAME
Lin Cabinet / 1.8m

TYPE
LIN-CA-03

SIZE
W1800 D400 H720

MATERIAL
Cabinet is made by MDF board /
Base is made of metal.

PROCCES
Cabinet is PU lacquered / Base is
spray powder epoxy polyester powder



NAME
Lin Dining Cabinet

TYPE
LIN-CA-04

SIZE
W1200 D400 H1240

MATERIAL
Cabinet is made by MDF board /
Base is made of metal.

PROCCES
Cabinet is PU lacquered / Base
is spray powder epoxy polyester
powder

FACE STOOL

design by Alex Chai



Alex is an outgoing designer who likes to communicate with others. Once in a college reunion, he found that his close friends were all absorbed in mobile phones even if they sat together for a meal. With the popularity of electronic products, the communication between families and friends decreases. They are immersed in their own world. He dislikes this kind of phenomenon, and he hopes that everybody can share their emotions.





STANDARD COLOR OPTIONS

Face Stool is fixed color options , only black color is available.

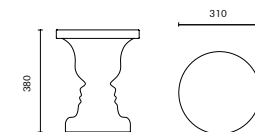
MADE-TO-ORDER

No options of Face Stool is made-to-order.

IN-STOCK OPTIONS



Black



NAME

Face Stool

TYPE

FAC-TB-01

SIZE

W310 D310 H380

MATERIAL

DSM resin


PROCESS

Surface treatment with Dupont painting



KOI SCREEN

design by Lily Yang & Alex Chai



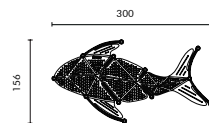

STANDARD COLOR OPTIONS

Koi Screen is fixed color options , only red and white is available.

MADE-TO-ORDER

No options of Koi Screen is made-to-order.

IN-STOCK OPTIONS



NAME
Koi Screen
TYPE
KOI-DI-01
SIZE
W300 D156 H26
MATERIAL
PP polypropylene
PROCESS
Non

Koi, designer was inspired by the view from The West Lake, and the Koi has a lot of good meanings in Chinese culture, such as the best wishes. The Koi divider brings the feeling with combination of emptiness and reality, suitable for a serious work environment or your living house with its free combination.

MOOD SCREEN

design by Kevin He & Alex Chai



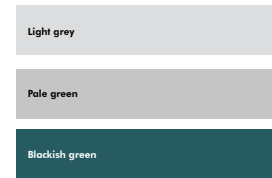
Kevin was born in a watery region, Hangzhou. He grew up and listened to the legendary story of the White Lady for many times. When he was visiting the Broken Bridge of West Lake, he heard the melody of the familiar theme song and recalled the scene in which Xu Xian lent an umbrella to the white lady in the rain. He couldn't help to be amazed at this touching story. In such an intoxicating situation, the creativity of the paper umbrella screen came to his mind.



The screen is made of PET material. It is heat-insulated, flame-retardant, tasteless and harmless, and 100% recyclable. Besides, aesthetic considerations and the wavy sector design also increase the intensity and sound-absorbing area of the sector. The arc surface can absorb sound waves from different directions to achieve a better sound-absorbing effect. The paper umbrella screen is divided into wall hanging and stand. It can be applied to living rooms, reception areas, lobbies, restaurants and other areas. Simple installation--only a few screw holes can help to present a beautiful combination effect.



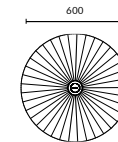

STANDARD COLOR OPTIONS



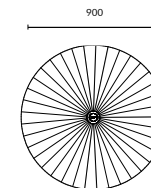
MADE-TO-ORDER

No options of Mood Screen is made-to-order.

IN-STOCK OPTIONS



NAME
Mood Screen / S
TYPE
MOO-CS-01S
SIZE
Ø600 H25
MATERIAL
Polyester fiber / Brass
PROCESS
Non



NAME
Mood Screen / M
TYPE
MOO-CS-01M
SIZE
Ø900 H25
MATERIAL
Polyester fiber / Brass
PROCESS
Non

TWO HALVES MIRROR

design by Mario Tsai



Connecting the semicircle of two vertical planes in the three-dimensional world , Two Halves Mirror is an exploration of spatial dimension by the designer Mario Tsai. It looks like a simple set of plane geometry from the front, but the two-dimensional lines extend as a three-dimensional form when they are associated with a mirror. When there is a beam of light ,the interlacing of the grid makes the shadow on the wall fascinating and interesting.



STANDARD COLOR OPTIONS

Koi Screen is fixed color options , only blackish green is available.

MADE-TO-ORDER

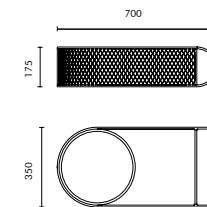

No options of Two Halves Mirror is made-to-order.

IN-STOCK OPTIONS



Blackish green

The side semicircle can be used to hang some handy objects such as umbrellas and towels. The grid part can be used as a shelf when users make them up in front of the mirror. This product, which integrates many functions, has found a perfect balance between art and practicality.



NAME

Two Halves Mirror

TYPE

THM-CS-01

SIZE

W750 D350 H175

MATERIAL

The whole product is made of metal / silvering Mirror

PROCESS

The whole is powder epoxy polyester powder coating


COLOR SWATCH

Text



TEXTILE OPTIONS

Pictures above for reference only, because of printing caused chromatic difference from the objects, please consult with the real products.



Texture detail GM60167

Gabriel Medley

Grade B

Composition: 100% polyester
Width: 140cm
Weight: 510 g/lin.m




Texture detail Fighter 60999

Gabriel Fighter

Grade B

Composition: 100% polyester
Width: 140cm
Weight: 510 g/lin.m




Texture detail LE5100-01

Hafele

Grade B

Composition: 100% polyester
Width: 150cm
Weight: 354 g/sq.m



Texture detail Sodley60137

Gabriel Sodley

Grade B

Composition: 100% polyester
Width: 140cm
Weight: 510 g/lin.m



Sodley60137



Texture detail Sunday 39

OTE Sunday

Grade A

Composition: 100% polyester
Width: 140cm
Weight: 380 g/sq.m




Texture detail LD-04

OTE Lido

Grade A

Composition: 100% polyester
Width: 150cm
Weight: 480 g/sq.m



Texture detail OM-11

OTE Mountain

Grade A

Composition: 100% polyester
Width: 144cm
Weight: 450g/sq.m



OM-11



OTE Silex

Grade **A**

Texture detail Silex 02



Silex 02



Silex 12



Silex 23



Silex 46



Silex 84



Silex 70



OTE Talent

Grade **A**


Texture detail Talent 04



Talent 04



Talent 26



Talent 12



OTE Nadine

Grade **A**


Texture detail Nadine 05



Nadine 05



Nadine 25



KAIYI

Grade **A**


Texture detail 028-21



028-21



028-23




Camira Blazer

Grade **D**

Composition: 100% Pure new wool
Width: 140cm
Weight: 460 g/sq.m

Texture detail CUZ1E



CUZ1E



CUZ30



CUZ1K



CUZ1W



CUZ1M



CUZ18



CUZ1L



CUZ53



Kvadrat San

Grade **E**

Composition: 92% New wool , 8% Nylon
Width: 140cm
Weight: 370 g/lin.m

Texture detail San 390



San 390



San 990



San 360



San 370



San 790



Kvadrat Clara2


Grade **D**

Composition: 92% New wool , 8% Nylon
Width: 138cm
Weight: 400 g/lin.m

Texture detail Clara2-983




Clara2-983




Clara2-273




Clara2-277



Clara2-793



Clara2-797



JMT Balmoral

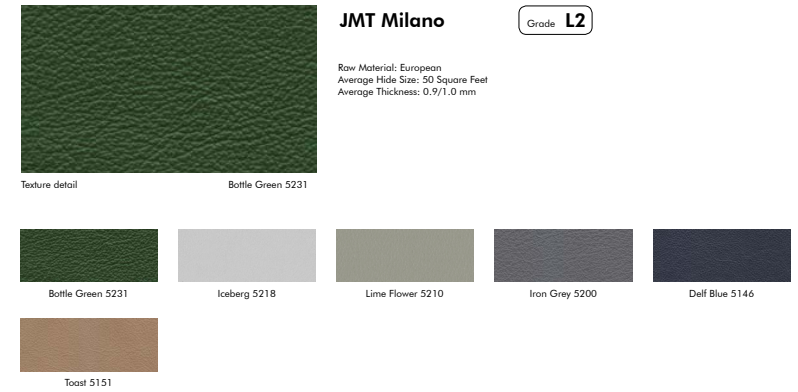
Grade **L3**

Raw Material: European
Average Hide Size: 50/55 Square Feet
Average Thickness: 0.9/1.0 mm

Texture detail BML75



BML75



grado

FOLLOW US



WE Space Concept

☎ 34682422

📍 WE SPACE CONCEPT

📷 WeSpaceConcept

🌐 www.WeSpaceConcept.com

📍 Rm 807, China Shipbuilding Tower,
650 Cheung Sha Wan Road, Lai Chi Kok, Hong Kong

Shades of colour cannot be reproduced exactly on printed paper. Grado is entitled to make modifications at any time and without prior notice.